







Flag signals

Flag	Manner Used	Example
Green or National	Start of the race	 
Yellow Flag (stationary)	Danger, slow down; overtaking is forbidden	
Yellow Flag (waved)	Danger, slow down; overtaking is forbidden. Prepare to STOP.	
Red Flag	Stop racing and proceed slowly to the marshalling point. Proceed only on Instructions from the Clerk of the Course.	
Yellow Flag with Red Stripes	Warning of slippery surface (e.g. oil or debris on the track)	
Black Flag Displayed with a number (usually on a blackboard)	Competitor bearing that number should stop with the utmost care and attention	 
Blue Flag	Rider is about to be passed.	
Purple Flag (MX and SX events only)	Rider wishes to protest.	
Black Flag with Orange Dot (Road Race events only)	Competitor bearing that number should stop with the utmost care and attention as there is something wrong with their machine.	 
White Flag / Red Cross	Ambulance on the course or First Aid assistance required	
White Flag	Last Lap	
Chequered Flag	Race is finished	